


Detroit Diesel Engines

fan-to-flywheel
models

12V-71
475 hp

12V-71T
525 hp



Typical 12V-71
Fan-to-Flywheel Model

specifications

Basic Engine	12V-71 N65 Injectors	12V-71T N75 Injectors
Model	7123-7000	7123-7300
Description	Naturally Aspirated	Turbocharged
Number of Cylinders	12	12
Bore and Stroke	4.25 in x 5 in (108 mm x 127 mm)	4.25 in x 5 in (108 mm x 127 mm)
Displacement	852 cu in (13.97 litres)	852 cu in (13.97 Litres)
Rated Gross Power:		
60°F (15.6°C) and 29.92 in Hg (101.31 kPa) Bar. (Dry)	475 BHP (354 kW) @ 2100 RPM	—
SAE: 85°F (29.4°C) and 29.00 in Hg (98.19 kPa) Bar. (Dry)	456 BHP (340 kW) @ 2100 RPM	525 BHP (392 kW) @ 2100 RPM
Continuous Gross Power:		
SAE: 85°F (29.4°C) and 29.00 in Hg (98.19 kPa) Bar. (Dry)	350 BHP (261 kW) @ 1800 RPM	—
Torque:		
SAE: 85° (29.4°C) and 29.00 in Hg (98.19 kPa) Bar. (Dry)	1200 lb ft (1627 N·m) @ 1600 RPM	1450 lb ft (1966 N·m) @ 1600 RPM
Compression Ratio	18.7 to 1	17 to 1
Approximate Dimensions:		
Length	60 in (1524 mm)	70 in (1778 mm)
Width	46 in (1168 mm)	46 in (1168 mm)
Height	57 in (1448 mm)	55 in (1397 mm)
Net Weight (dry)	3210 lbs (1456 kg)	3550 lbs (1610 kg)

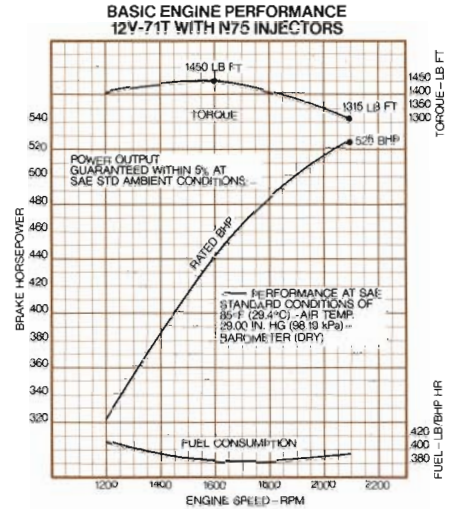
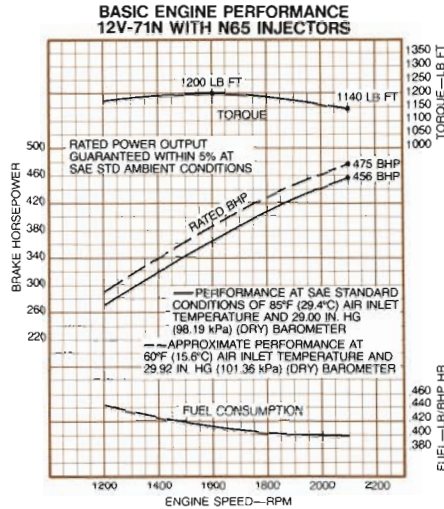
Rating Explanation

RATED BHP is the power rating for variable speed and load applications where full power is required intermittently.

CONTINUOUS BHP is the power rating for applications operating under a constant load and speed for long periods of time.

FUEL CONSUMPTION CURVE shows fuel used in pounds per brake horsepower hour.

THESE RATINGS do not include power requirements for accessory and standard equipment.



standard equipment

Air Box Drain Tubes

Air Inlet Housing

Alternator—24 volt, 65 amp

Cast Aluminum Rocker Covers

Crankshaft Pulley

Exhaust Manifold

Fan—36 in (914 mm), 8 blade, suction

Flywheel—SAE #½

Flywheel Housing—SAE #½

Fuel Filters

Governor—Limiting speed

Injectors—Cam operated, unit type, Clean Tip

Instruments—Ammeter, water and oil temperature gauges, and starter switch

Lube Oil Cooler

Lube oil Filter—Full-flow, dual can

Oil Pan—Stamped pan for 20° inclination angle

Starting Motor—24 volt

Turbocharger—Twin turbos, Model 7123-7300 only

Vibration Damper—Single, heavy, viscous

For complete specifications and a listing of standard and optional equipment, consult your authorized Detroit Diesel Allison representative.

Specifications subject to change without notice.



Detroit Diesel Allison
Division of General Motors Corporation

13400 West Outer Drive Detroit, Michigan 48228

In Canada: Diesel Division, General Motors of Canada Limited London Ontario